



**“Empowering and Motivating for Today and Tomorrow”**

August 9, 2022

# Resilience, Understanding, Support, Commitment, and Teamwork



# Excellent Partnership with the City of Lindsay

- Added an additional SRO for 2022/23
- Purchasing 2 new police cars for the SROs
- Tight coordination and communication in Emergency Situations
- Partners in serving the Lindsay Community






# Migrant Mobile Dental Clinic is Back in Lindsay!

- 87 migrant learners grades PK12 received services



# Migrant PARENT ENGAGEMENT

- Family Math Program
- Family Bi-literacy Program





# Parent Financial Literacy and LLL Courses



# Lindsay Healthy Start Family Resource Center


## *Healthy Lindsay Healthy Community*

### Mental Wellness Program and Family Literacy





# International Experts on Language Acquisition Serve Lindsay Parents and Staff









# *Lindsay STARS*


## *Leaders in Extended Learning*

- Has served over 20,000 Lindsay Families throughout the years
- Serving 1345 of LUSD Learners annually (44% or our total LUSD population)



# *Extended Learning Opportunities*

- Project Based Learning
- Music
- Vocal Arts
- Theater Arts
- LLL Skills
- STEAM/STEM
- Social Emotional Supports
- Math Club
- Robotics
- Coding and Gaming
- Alignment to LHS Pathways





# Serving Our Preschool Learners!

We play, learn,  
and grow together

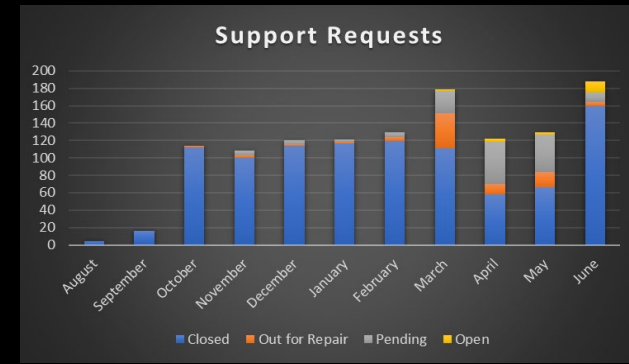
- **\$576,771** grant to build new learning environment at Kennedy
- Automatic sinks and bottle filling stations at each outdoor play area
- Awarded **\$42,931.92** due to our **5 star ratings**
- Hired **11 full time Preschool Instructional Assistant** Leads
- Awarded a \$20,000 to install a shade structure at Kennedy PreK/TK
- Awarded a James B. McClatchy Foundation **Grant for \$600,000**
- Created two full day preschool learning environments for four-year-old learners and opened an additional learning environment at Roosevelt





# Tech to Keep us Connected

- 1509 Support Tickets Submitted
- Support of 7400+ wireless devices on an average school day
- LUSD supports over 1200 individual homes supporting over 2500 learners & their families daily



# Investing in the Future- Nationally Recognized Pipeline and Residency Programs



# Investing in Our Future-

❖ 124 Total Participants in the Pipeline Program

\$\$\$\$\$\$\$\$

**\$1.5 Million**


\$\$\$\$\$\$\$\$



# New 5 Year Residency Grant

→ \$675,000 per year for 5 years

**\$3,375,00**



# Continued Outside Investments in Lindsay Learners

REAP: Secured a \$1 million donation

Lindsay Educational Foundation for Learning (LEFL): local donor committing a minimum of \$100,000 annually

Local donor advancing LLL and Internships at LHS and Alt Ed: \$200,000 annual commitment

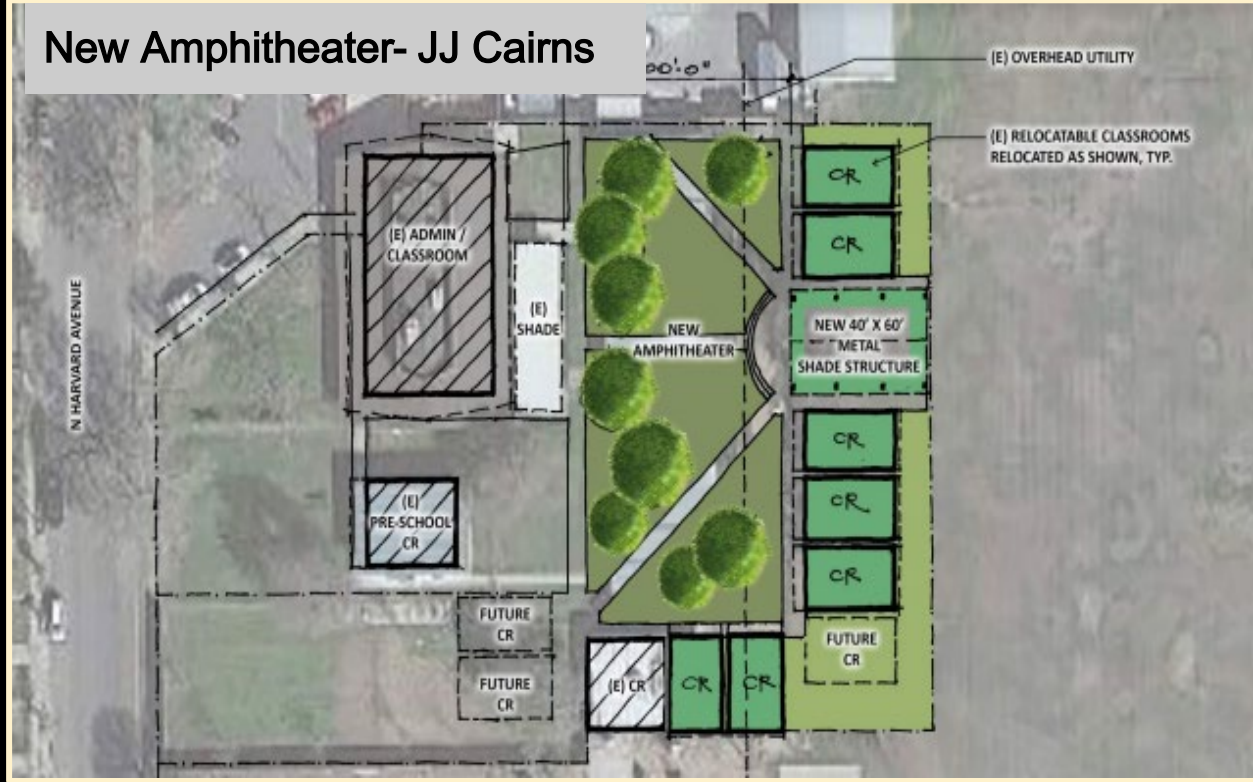
# Cal Poly Partnership

- 9 LHS Ls accepted
- 3 Ls attending in 2022 with scholarships





# New Roof/HVAC Reagan





**New CTE Ag Facility - LHS**



**LHS Greenhouses**



**Transportation Building**



**New TK/K Building - Lincoln**



# Lindsay High School 2021-2022



**14 CECA  
Grads!**

**458 Dual  
Enrollment  
Courses Taken**



**57 Seal of  
Biliteracy**

**98% Graduation Rate**



**53% CCI  
Prepared**



# Class of 2022!



# Full Redesign and Expansion of our Alternative Education Programs: Every Learner, Every Day..the Alternative Education Way!



# Adult Well-being Report - April 2022



## Safety



Felt very unsafe  
or a little unsafe  
onsite



## Work-life Balance



Very unbalance



## Current State of Mind

Doing well and  
feeling well





## California Healthy Kids Survey Highlights School Climate Indicators

The school climate indicators provide district-level descriptions of several factors that are known to influence learning success in schools



### Perceived Safety



88%  
of Lindsay learners reported being **safe or very safe** in their learning communities compared to 57% state average



### Low Violence

86%

of Lindsay learners reported **Low Violence Victimization** compared to 76% state average



### School Connectedness

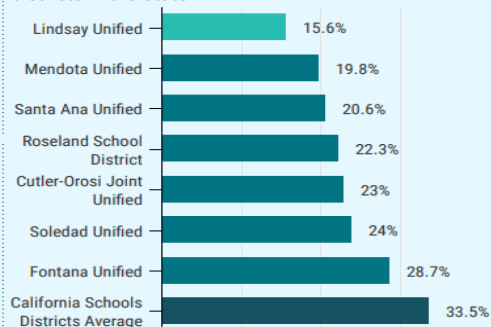
76%

of Lindsay learners reported to be **happy, feel close, and feel like a part of** their learning communities compared to 55% state average



### Bullying in Schools

LUSD learners reported the **lowest rate of bullying** in school compared to all participating unified school districts in the State.



One in three California Students report they've been bullied. The districts above are among those whose learners reported the lowest rate of bullying. *Source: SCNG analysis of CHKS data*

### Support for Socio-emotional learning



78%

Percent of learners who report "agree" or "strongly agree"

### Academic Motivation



88%

Percent of learners who report "agree" or "strongly agree"

### Support for learning



89%

Percent of learners who report "agree" or "strongly agree"

### High Expectations



76%

Percent of learners who report "agree" or "strongly agree"

The domain scores were calculated by averaging the percentage of respondents who report the top two response categories on the survey items that comprise each scale





Katelaine(she/her)



**“Empowering and Motivating for Today and Tomorrow”  
Questions or Comments?**

